


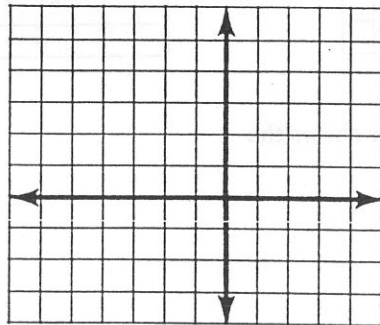
# FROM LINEAR TO QUADRATIC

Complete each table and graph the function.



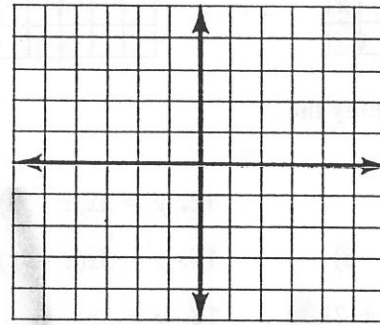
①  $y = 2x - 3$

x	y
5	
2	
0	
-1	



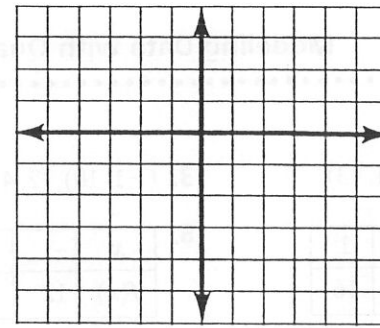
②  $y = x^2 - 5$

x	y
3	
2	
1	
0	
-1	
-2	
-3	



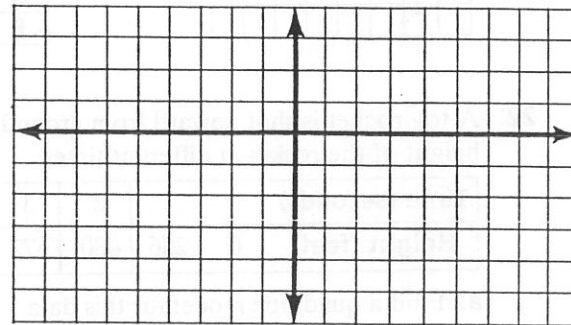
③  $y = x^2 + 4x$

x	y
1	
0	
-1	
-2	
-3	
-4	
-5	



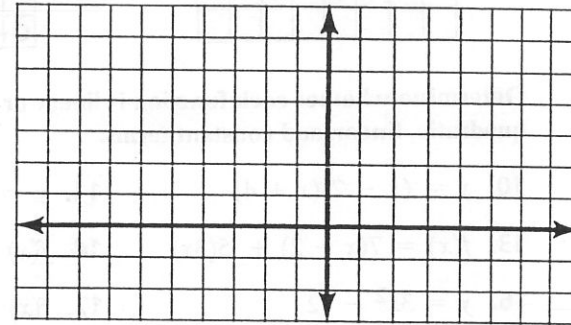
④  $y = x^2 + 2x - 7$

x	y
-5	
-4	
-3	
-2	
-1	
0	
1	
2	
3	



⑤  $y = -x^2 + 6x + 1$

x	y
7	
6	
5	
4	
3	
2	
1	
0	
-1	



⑥  $y = 2x^2 - 4x - 5$

x	y
4	
3	
2	
1	
0	
-1	
-2	

